How to use SARS-COV-2 Antigen Rapid Test Kit

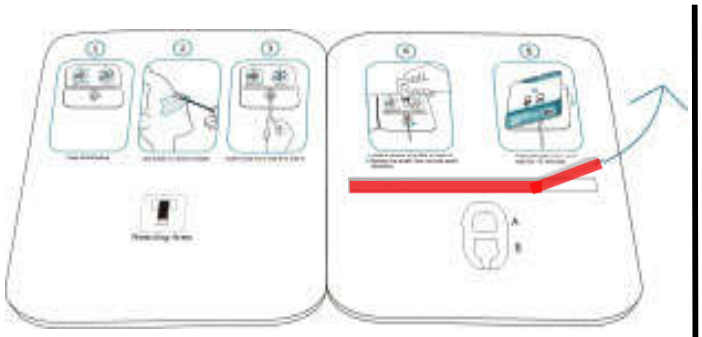

Wash and dry your hands before opening. The test must be used within 1 hour after opening. Open the test card on a flat surface and remove the adhesive's cover.

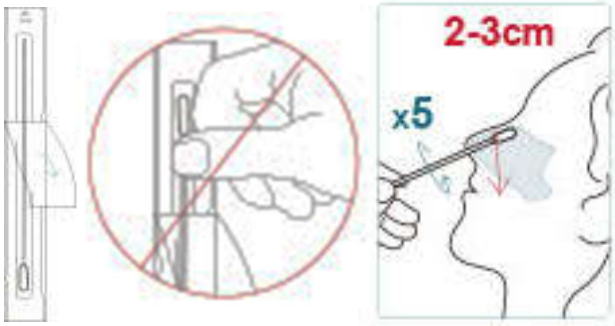

Take out the swabs from stick-end. Then insert the swab into the nasal cavity until you feel resistance (about 2-3cm for adults) and gently rotate 5 times. Do this in each nostril.

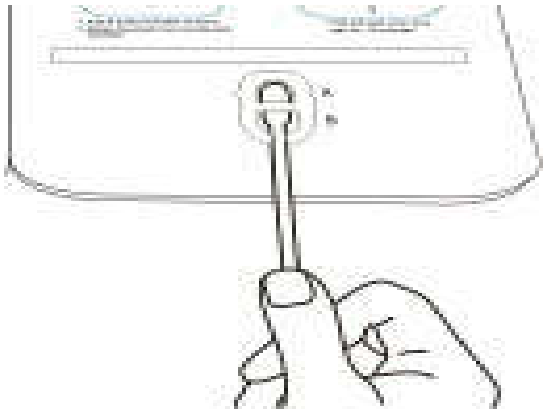

Insert the swab head into slot B of the test card. Push it in until the head is in slot A.

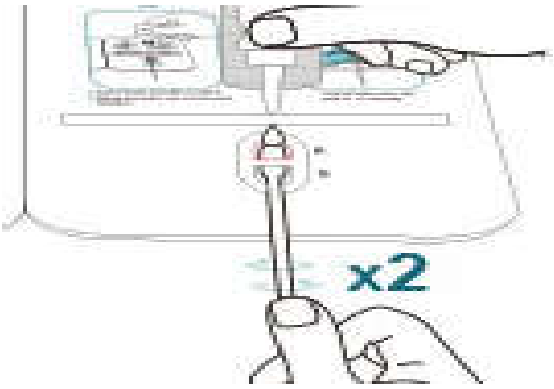

Add 6 drops of the solution into slot A, then rotate the swab twice from different directions

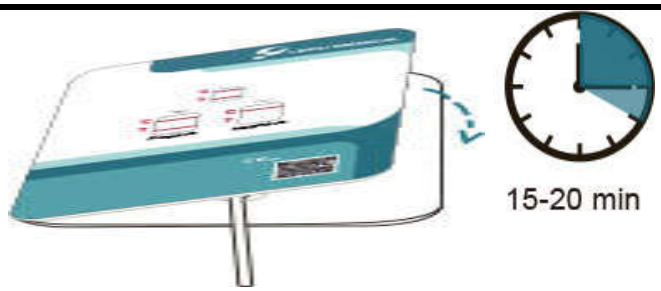

Fold the left side over and press on the booklet. Wait 15-20 minutes for the results to appear. Please do not wait too long to check the result. After 60 minutes, the result may be invalid.

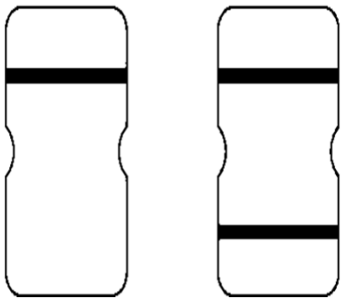

Reading the result:
One line: Negative result (COVID not detected)
Two lines: Positive result (COVID detected)

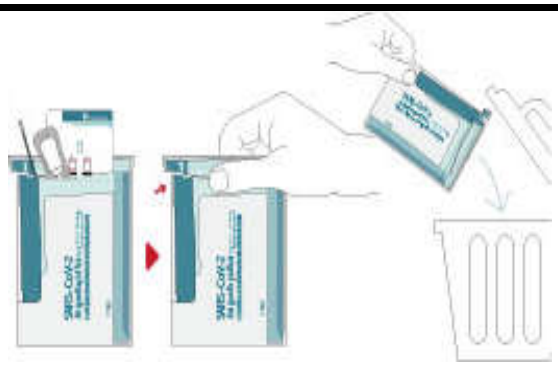

After testing, put all the equipment in the sachet and carefully dispose in closed waste container.

Youtube video tutorial with English subtitles: